



The Little Buzz

Discover if beekeeping is for you



Image Source: George Baker




Intro

George Baker – george@threeriveroaksfarm.com
<https://www.blackwaterbeekeepers.org>


Image Source: George Baker



What we'll talk about today

1. What is Beekeeping?
 2. Getting Started
 3. Helping Pollinators
 4. Resources
 5. Q&A
- 

**Here's a
Bee Fact!**



How long do honeybees live?

	Spring & Summer	Winter
Drone	3 – 5 Weeks	N/A
Worker	4 – 6 Weeks	4 – 5 Months
Queen	2 -3 Years +-	

Source: Hive and the Honey Bee, P. 80



What is Beekeeping?

Image Source: George Baker

Beekeeping is raising bees



Image Source: George Baker



So, what is it then?

- It's fun and has lots of advantages.
- It's understanding how your bees live.
- It's knowing that you are only there to help them do what they need to do.
- It's knowing how to keep your bees alive and healthy.





What does it require?

- An ongoing commitment of time and money. Contrary to popular belief you can't just set up a hive and forget it.
- A desire to learn and grow with your bees.
- The acceptance that you will make mistakes, and you can lose your bees.
- Understanding that your bees are livestock and just like a favorite cow or you pet dog, they need ongoing care.



Bees and The Calendar

- Bees are strict when it comes to timing.
- Timeframes may vary slightly but they rarely can be postponed indefinitely.
- Putting off or skipping a hive inspection could mean the difference between honey or no honey that year.
- Treatments, feeding and other tasks will need to be done regularly to insure the health of your bees.
- You will have things to do for your bees every month of the year.



Image Source: George Baker





“One can no more approach
people without love than one can
approach bees without care.
Such is the quality of bees...”


~Leo Tolstoy



**You should strive to be a
beekeeper not a bee haver!**

Image Source: George Baker

Here's a Bee Fact





~20,000

Species of bees throughout the world.

~3600

Species of bees in North America and Mexico

~9

Recognized species of honeybees

Sources: <https://www.xerces.org/endangered-species/wild-bees>
<https://blogs.ifas.ufl.edu/manateeco/2023/07/11/honey-bees-of-the-world/>





Getting Started

Take that first step

Image Source: Generated by George Baker with ChatGPT

Get a mentor & a local bee club

1. A mentor is your best friend.
2. A mentor can mean the difference between your bees living and dying.
3. Can save you a lot of money and time.
4. Can help make beekeeping fun.
5. Beekeeping is an art as well as a science.
6. Local knowledge is a necessity.
7. Your local club or association is a great place to find a mentor.



Image Source: Generated by George Baker with ChatGPT

YouTube is not a mentor



Starting out you'll want to learn all you can as fast as you can. YouTube is a great resource for that, but you need to be careful.



1. Remember beekeeping is hyper local.
2. What works in another area might not work in yours.
3. For at least your first year or longer follow your mentor's lead rather than YouTube.





Find a location

1. Your mentor can help
2. Positioning
3. HOA's – Yes you may be able to have bees in one
4. Local considerations
5. Stay away from high traffic
6. Access to water

Image Source: Generated by George Baker with ChatGPT




Getting your stuff


1. Work with your mentor to get what you really “need”.
2. Stick to the basics the first year.
3. Starting with two hives is a great start to success.
4. Why Langstroth?
5. 8 Frame v 10 Frame Hive





Image Source: George Baker

What do you really need?



Search 

 Sign in  Cart


Hives & Components Honey Bees Protective Gear Beekeeping Tools & More Feeding & Medications Extracting & Bottling Poultry & Farm Education, Crafts & Gifts **Sale**


Search Results


Categories

- Hives & Components
- Honey Bees
- Protective Gear
- Beekeeping Tools & More
- Feeding & Medications
- Extracting & Bottling
- Poultry & Farm
- Education, Crafts & Gifts
- Sale


Showing results for "feeders"



176 Products Showing 1-24 Sort by: Best Match 




9 1/8" Pro Feeder - 2" Wide (Holds 1 Gallon) with



Options Available

Top Feeder with Painted Super




Mann Lake Boardman Entrance Feeder

Image source: https://www.mannlakeld.com/search-results/?search_query=feeders



What are the basics?



1. Starter hive kit – \$209
2. Full Hive - \$130
3. Bees – x2 \$155 (Package) \$199 (Nuc)
4. Treatment – Your mentor can usually help with this the first year
5. Feeders – x2 ~\$30 - \$40 each
6. Vented Jacket with Veil - \$135
7. Hive Stands – Varies by need
8. First Aid – Epi Pen?
9. Other misc. expenses – Feed, Supers etc.



Image Source: Generated by George Baker with ChatGPT



~\$1500


Approximate Cost to
get started with two
hives



Image Source: George Baker



**Here's a
Bee Fact!**





1/12 Teaspoon

Amount of honey a bee makes in their lifetime.

64

Number of teaspoons in a pound of honey

Only one

The honeybee is the only insect that makes food for humans.

Sources: <https://www.honeyassociation.com/about-honey/honey-trivia>
<https://blogs.ifas.ufl.edu/manateeco/2023/07/11/honey-bees-of-the-world/>





Helping Pollinators

Image Source: <https://pixabay.com/photos/butterfly-flower-pollinate-6616627/>

A close-up photograph of a black and yellow striped butterfly, likely a Zebra Swallowtail, perched on a small purple flower. The butterfly is positioned in the center-left of the frame, facing right. Its wings are spread, showing distinct yellow stripes on a black background. The surrounding environment is a dense thicket of green plants, including large, serrated leaves and several thin, upright stems with small purple flowers. The lighting is bright and natural, highlighting the textures of the leaves and the delicate structure of the butterfly.

"The lovely flowers embarrass me,
They make me regret I am not a bee."

~Emily Dickinson

Image Source: George Baker



Bee Conservancy's 10 Ways to save the bees

1. Support and Preserve Bee Habitats
2. Go Chemical-Free for Bees
3. Choose Bee-Friendly Plants
4. Go Underground for Bees
5. Trees for Bees
6. Always Bee Learning (and Sharing!)
7. Bee a Volunteer
8. Engage in Community Service
9. Bee the Change: Take Action



Source: <https://thebeeconservancy.org/10-ways-to-save-the-bees/>





Honeybee Friendly Plants and Trees for South Carolina

Milkweed	Bee Balm	Linden/Basswood*
Aster	Privet Hedge	Holly
Sunflower	Strawberries	Goldenrod
Eastern Redbud	Apples	Dandelion
White & Yellow Sweet Clover	Plum	Mustard
Crimson Clover	Blackberry	Honeysuckle
Sourwood*	Willow Tree	Persimmon Tree

Source: Hive and the Honey Bee, P 377

Image Source: George Baker



Resources

Where do I go from here?

Image Source: George Baker

Continue your Journey

1. Find a beekeeping association in your area. - <https://scstatebeekeepers.com/about/local-associations/>
2. Attend a meeting.
3. Find a mentor.
4. Signup for the next local basic beekeeping course.
5. Start reading – See next slide for recommendations.
6. Work with your mentor as much as possible.
7. Take the Basic Course.
8. Get your bees and give them a home.
9. Congratulations, you are a beekeeper.



RESOURCES


Where to find more information

- [SC State Beekeeper Association](#)
- [SC State Beekeeper Association Local Association Lookup Page](#)
- [Bee Culture Magazine](#)
- [The American Bee Journal Magazine](#)
- [George State Beekeepers Association](#)
- [North Carolina State Beekeepers Association](#)
- [American Beekeeping Association](#)
- [Clemson Apiculture](#)
- [Blackwater Beekeeping Association](#)



QUESTIONS?


Download this presentation



<https://www.threeriveroaksfarm.com/honeybees/>



Survey



<https://www.surveymonkey.com/r/JTDCPVL>

