



# The Little Buzz

Discover if beekeeping is for you



*Image Source: George Baker*



# Intro

George Baker – [george@threeriveroaksfarm.com](mailto:george@threeriveroaksfarm.com)  
<https://www.scstatebeekeepers.com>

*Image Source: George Baker*




# What we'll talk about today

1. What is Beekeeping?
2. Getting Started
3. Nope it's not for me
4. Resources
5. Q&A





Here's a  
Bee Fact!



# How long do honeybees live?

	Spring & Summer	Winter
Drone	3 – 5 Weeks	N/A
Worker	4 – 6 Weeks	4 – 5 Months
Queen	2 -3 Years +-	

*Source: Hive and the Honey Bee, P. 80*



# What is Beekeeping?



# Beekeeping is raising bees



*Image Source: George Baker*



# So, what is it then?

- It's fun and has lots of advantages.
- It's understanding how your bees live.
- It's knowing that you are only there to help them do what they need to do.
- It's knowing how to keep your bees alive and healthy.







# What does it require?

- An ongoing commitment of time and money. Contrary to popular belief you can't just set up a hive and forget it.
- A desire to learn and grow with your bees.
- The acceptance that you will make mistakes, and you can lose your bees.
- Understanding that your bees are livestock and just like a favorite cow or you pet dog, they need ongoing care.



# Bees and The Calendar

- Bees are strict when it comes to timing.
- Timeframes may vary slightly but they rarely can be postponed.
- Putting off or skipping a hive inspection could mean the difference between honey or no honey that year.
- Treatments, feeding and other tasks will need to be done regularly to insure the health of your bees.
- You will have things to do for your bees every month of the year.



*Image Source: George Baker*





“One can no more approach people without love than one can approach bees without care. Such is the quality of bees...”

*~Leo Tolstoy*




**You should strive to be a  
beekeeper not a bee haver!**




*Image Source: George Baker*



# Here's a Bee Fact







**~20,000**

Species of bees throughout the world.

**~3600**

Species of bees in North America and Mexico

**~9**

Recognized species of honeybees

Sources: <https://www.xerces.org/endangered-species/wild-bees>  
<https://blogs.ifas.ufl.edu/manateeco/2023/07/11/honey-bees-of-the-world/>







# Getting Started

Take that first step

# Get a mentor & a local bee club

1. A mentor is your best friend.
2. A mentor can mean the difference between your bees living and dying.
3. Can save you a lot of money and time.
4. Can help make beekeeping fun.
5. Beekeeping is an art as well as a science.
6. Local knowledge is a necessity.
7. Your local club or association is a great place to find a mentor.



*Image Source: Generated by George Baker with ChatGPT*

# YouTube is not a mentor

Starting out you'll want to learn all you can as fast as you can. YouTube is a great resource for that, but you need to be careful.

1. Remember beekeeping is hyper local.
2. What works in another area might not work in yours.
3. For at least your first year or longer follow your mentor's lead rather than YouTube.



# Find a location

1. Your mentor can help
2. Positioning
3. HOA's – Yes you may be able to have bees in one
4. Local considerations
5. Stay away from high traffic
6. Access to water









# Getting your stuff

1. Work with your mentor to get what you really “need”.
2. Stick to the basics the first year.
3. Starting with two hives is a great start to success.
4. Why Langstroth?
5. 8 Frame v 10 Frame Hive



*Image Source: George Baker*

# What do you really need?



[Hives & Components](#)[Honey Bees](#)[Protective Gear](#)[Beekeeping Tools & More](#)[Feeding & Medications](#)[Extracting & Bottling](#)[Poultry & Farm](#)[Education, Crafts & Gifts](#)[Sale](#)

## Search Results


### Categories

- Hives & Components
- Honey Bees
- Protective Gear
- Beekeeping Tools & More
- Feeding & Medications
- Extracting & Bottling
- Poultry & Farm
- Education, Crafts & Gifts
- Sale

Price


- ☐ Less than \$10 (64)
- ☐ \$10 to \$20 (35)
- ☐ \$20 to \$40 (33)
- ☐ \$40 to \$60 (20)
- ☐ \$60 to \$80 (5)
- ☐ \$80 to \$100 (9)

Showing results for "feeders"




176 Products Showing 1-24

Sort by: Best Match




9 1/8" Pro Feeder - 2" Wide (Holds 1 Gallon) with



Options Available

Top Feeder with Painted Super




Mann Lake Boardman Entrance Feeder

Image source: [https://www.mannlakeltd.com/search-results/?search\\_query=feeders](https://www.mannlakeltd.com/search-results/?search_query=feeders)





# What are the basics?



1. Starter hive kit – \$209
2. Full Hive - \$130
3. Bees – x2 \$155 (Package) \$199 (Nuc)
4. Treatment – Your mentor can usually help with this the first year
5. Feeders – x2 ~\$30 - \$40 each
6. Vented Jacket with Veil - \$135
7. Hive Stands – Varies by need
8. First Aid – Epi Pen?
9. Other misc. expenses – Feed, Supers etc.





# ~\$1500

Approximate Cost to  
get started with two  
hives





*Image Source: George Baker*





Here's a  
Bee Fact!





# 1/12 Teaspoon

Amount of honey a bee makes in their lifetime.

## 64

Number of teaspoons in a pound of honey

## Only one

The honeybee is the only insect that makes food for humans.

Sources: <https://www.honeyassociation.com/about-honey/honey-trivia>  
<https://blogs.ifas.ufl.edu/manateeco/2023/07/11/honey-bees-of-the-world/>





Nope it's  
not for me



A close-up photograph of a black and yellow striped butterfly, possibly a Zebra Swallowtail, perched on a small purple flower. The butterfly's wings are spread, showing distinct yellow stripes on a black background. The flower is part of a cluster on a green stem. The background is filled with various green leaves, some with serrated edges and others with prominent yellow variegation. The lighting is bright, suggesting a sunny day.

"The lovely flowers embarrass me,  
They make me regret I am not a bee."

*~Emily Dickinson*

*Image Source: George Baker*





# Bee Conservancy's 10 Ways to save the bees

1. Support and Preserve Bee Habitats
2. Go Chemical-Free for Bees
3. Choose Bee-Friendly Plants
4. Go Underground for Bees
5. Trees for Bees
6. Always Bee Learning (and Sharing!)
7. Bee a Volunteer
8. Engage in Community Service
9. Bee the Change: Take Action

Source: <https://thebeeconservancy.org/10-ways-to-save-the-bees/>



# Honeybee Friendly Plants and Trees for South Carolina

Milkweed	Bee Balm	Linden/Basswood*
Aster	Privet Hedge	Holly
Sunflower	Strawberries	Goldenrod
Eastern Redbud	Apples	Dandelion
White & Yellow Sweet Clover	Plum	Mustard
Crimson Clover	Blackberry	Honeysuckle
Sourwood*	Willow Tree	Persimmon Tree



# Resources

Where do I go from here?

# Continue your Journey

1. Find a beekeeping association in your area. - <https://scstatebeekeepers.com/about/local-associations/>
2. Attend a meeting.
3. Find a mentor.
4. Signup for the next local basic beekeeping course.
5. Start reading – See next slide for recommendations.
6. Work with your mentor as much as possible.
7. Take the Basic Course.
8. Get your bees and give them a home.
9. Congratulations, you are a beekeeper.





# RESOURCES

Where to find more information

- [SC State Beekeeper Association](#)
- [SC State Beekeeper Association Local Association Lookup Page](#)
- [Bee Culture Magazine](#)
- [The American Bee Journal Magazine](#)
- [George State Beekeepers Association](#)
- [North Carolina State Beekeepers Association](#)
- [American Beekeeping Association](#)
- [Clemson Apiculture](#)
- [Blackwater Beekeeping Association](#)



# QUESTIONS?


Download this presentation



<https://www.threeriveroaksfarm.com/honeybees/>



Survey



<https://www.surveymonkey.com/r/JTDCPVL>

